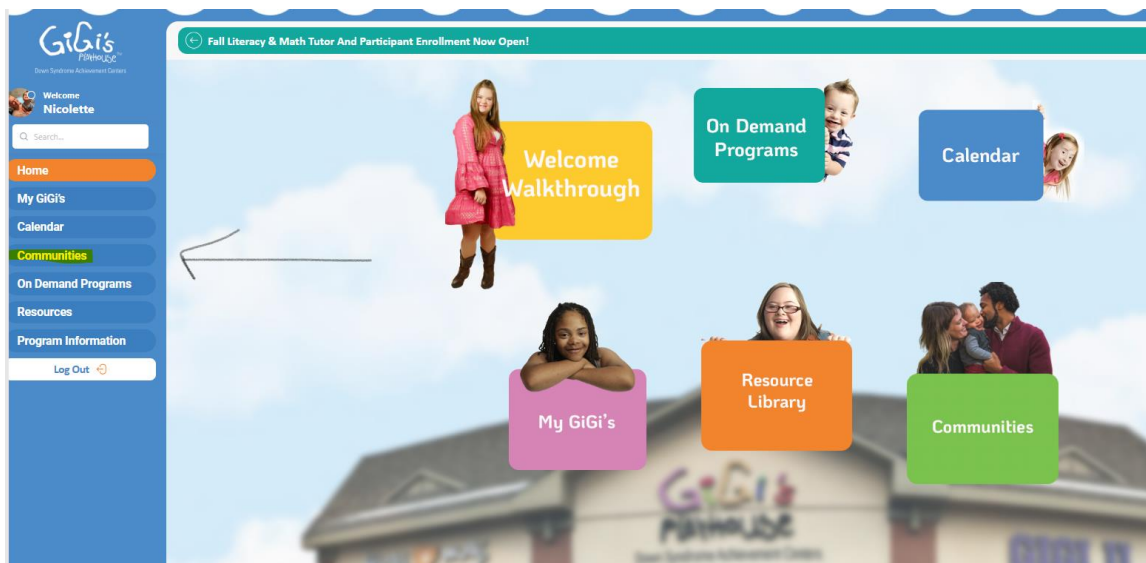




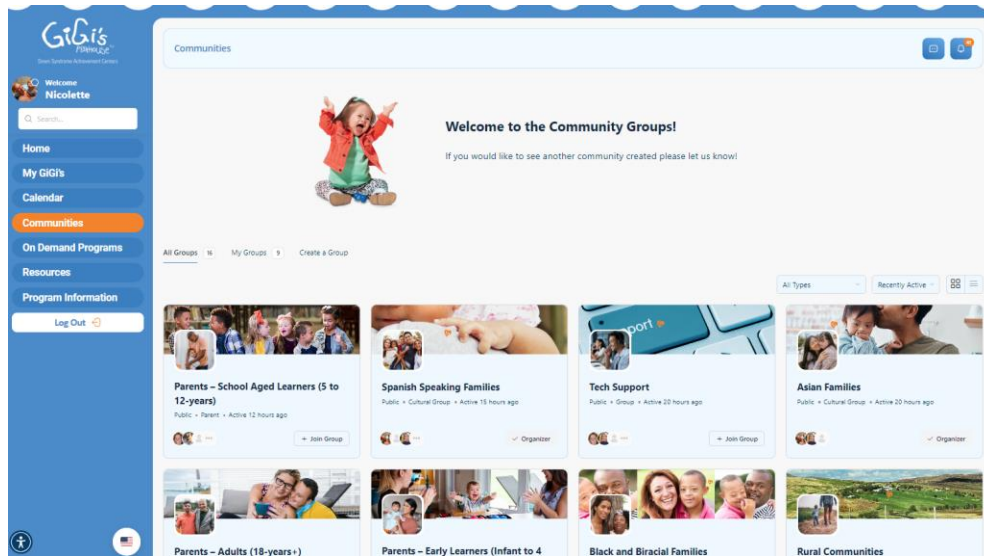
Accessing Communities once inside the New Virtual Platform

We are so glad you want to be a part of GiGi's Virtual Playhouse Virtual Communities! This is a great place to meet other families from around the country and abroad! Our team works daily to make this a safe environment by monitoring these communities to ensure everyone is appropriate, accepting, and supportive of one another. We hope that you will find encouragement through these online communities and build lasting relationships with those you meet. Follow the directions below to access our communities. You can also find a video tutorial here: [How to use Online Communities.](#)

Once you have logged into the New Virtual Platform, you will come to our home screen. You will want to click the button that says "Communities" on the lefthand side.

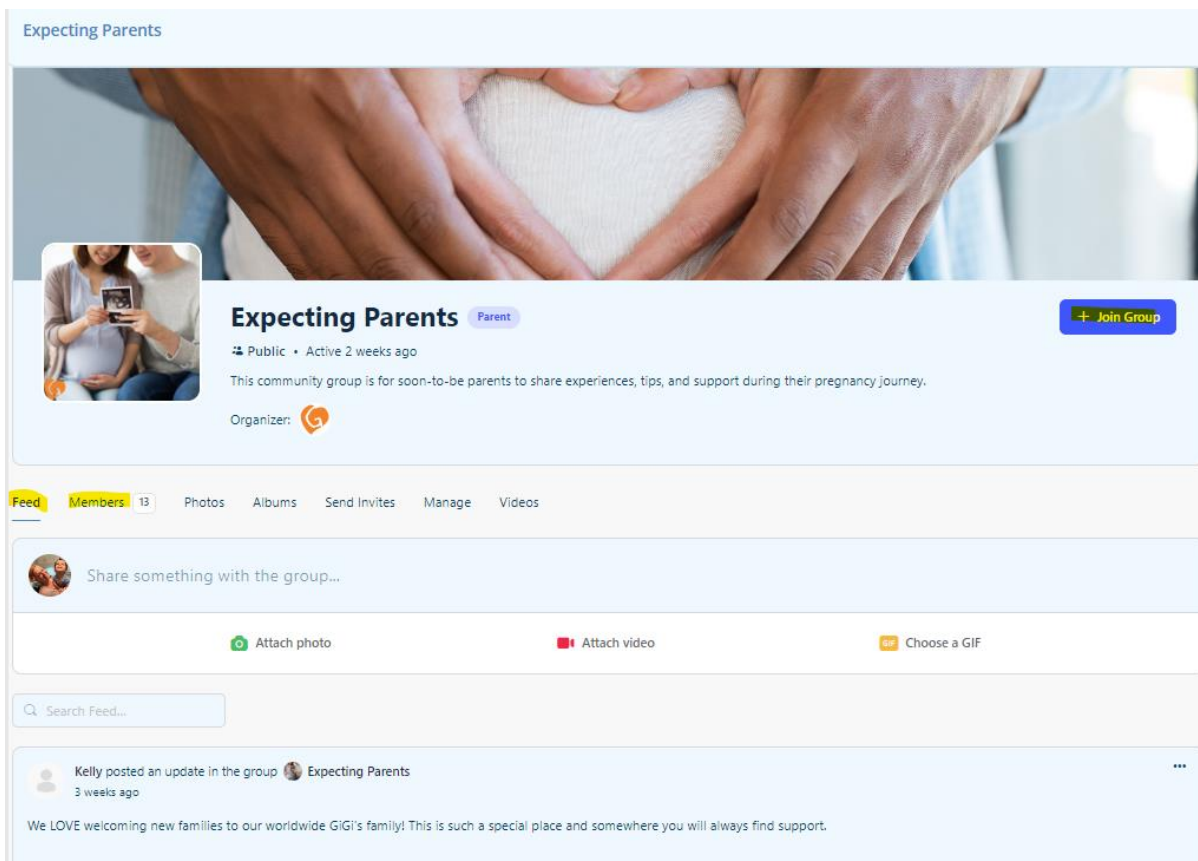


You will then come to a page with a list of all our Community Groups. Click on the the one you are interested in joining.

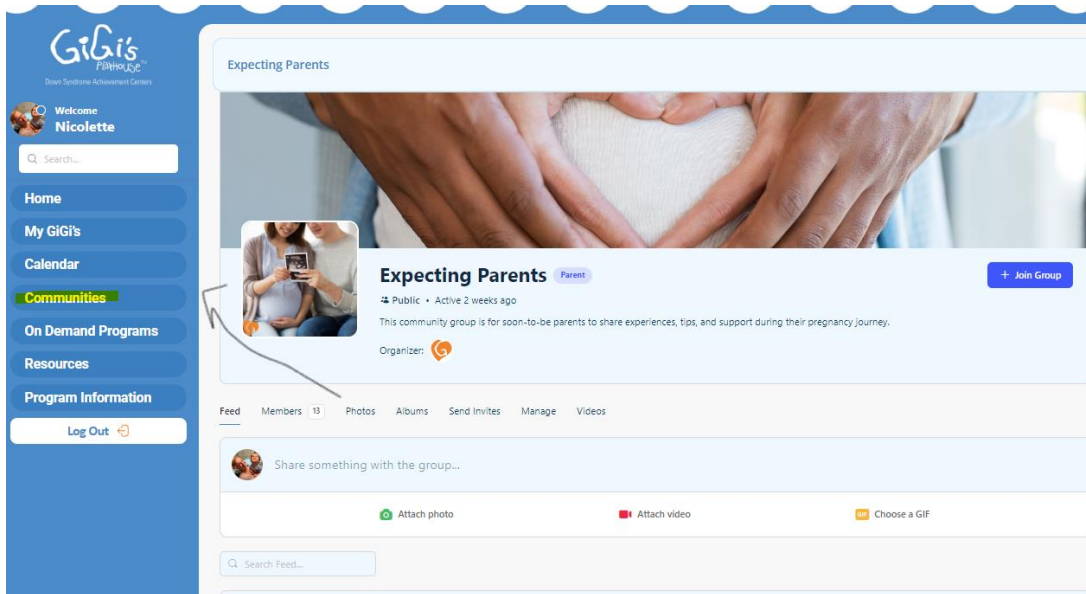


I clicked on the “Expecting parents” group and now I can see all aspects of the community that I can use.

- “Join Group” is a button on the top right. If you want to join the group, click this button.
- Feed: This is where members can post or comment on other posts. You can add photos, videos, or GIF’s to these posts.
- Members: You can click on “members” to see other people who have joined this group. If you see a member you want to connect with or send a message to, you can do so on that page.



To get back to the page with the list of all Communities, simply click the button on the left-hand menu again, just like you did in the beginning.



You can then click into another community and join that one and post as well!

Please email us if you have any questions or feedback at communities@gigisplayhouse.org. You can also post questions in the “Tech Support” community and our team will help you troubleshoot!

